

WellComm – Speech and Language Screening and Intervention

WellComm is a speech and language screening and intervention tool for children up to the age of 6. It has 9 sections, each of which are split into two parts: how the child communicates (speech skills) and what the child understands (comprehension skills). Below is what section children should be working at for their age.

| Section | Age in Months | Age in Years |
|---------|---------------|--------------|
| 1 | 6–11 | 0:5–0:11 |
| 2 | 12–17 | 1:0–1:5 |
| 3 | 18–23 | 1:6–1:11 |
| 4 | 24–29 | 2:0–2:5 |
| 5 | 30–35 | 2:6–2:11 |
| 6 | 36–41 | 3:0–3:5 |
| 7 | 42–47 | 3:6–3:11 |
| 8 | 48–59 | 4:0–4:11 |
| 9 | 60–72 | 5:0–6:0 |

To begin with, children are screened at the section they should be working at for their age. Children are then given a colour code based on their score – red, amber or green. For children that score a red or an amber, the screening process is repeated from the age bands/sections below until they achieve a green score. This then gives us the section that they are working at.

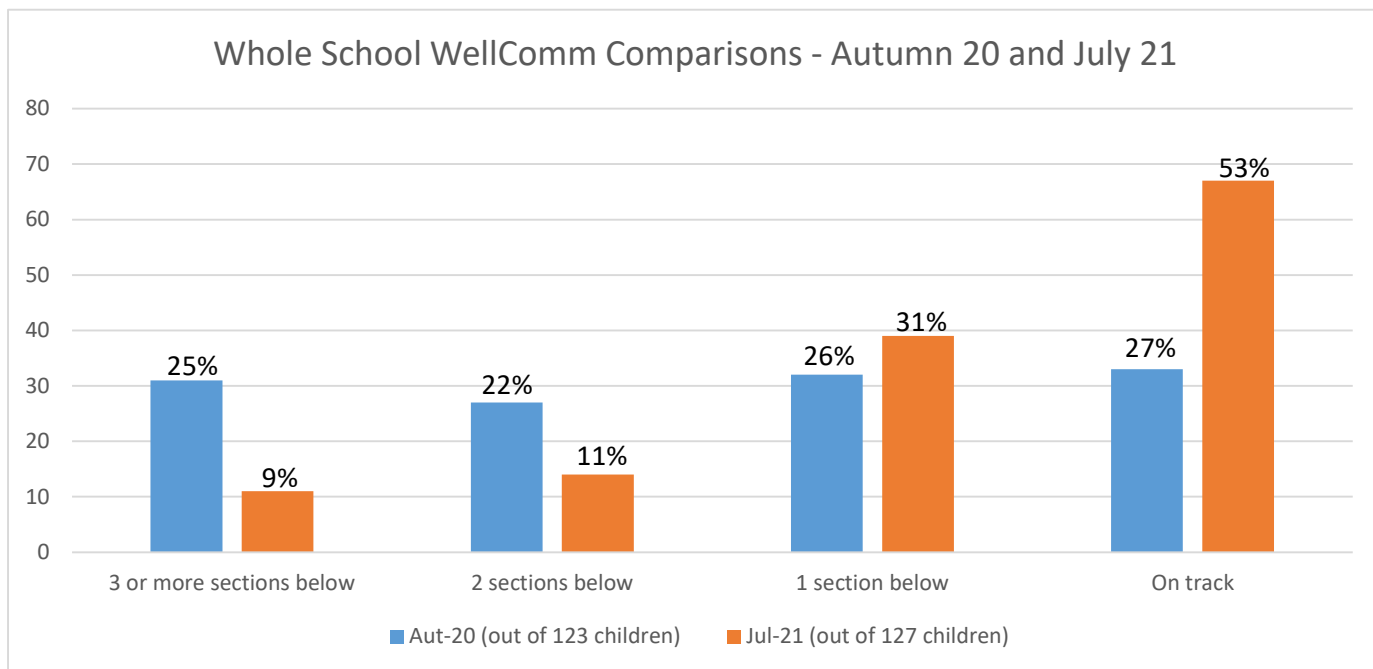
We identify children working 3 or more sections below with SEND – speech, language and communication needs.

As many of our children come into Nursery way below their age band and way below in their speech, communication and language skills, WellComm is always a priority for us. The large majority of children are working below their age on entry. Once children are screened, they are organised into learning groups and intervention groups based on their WellComm score. We use WellComm's 'Big Book of Ideas' to plan for learning around children's language and comprehension needs.

I have created an Excel spreadsheet documenting children's scores for the section they are working in. Each section is split into two parts: how the child communicates (speech skills) and what the child understands (comprehension). This gives us a detailed breakdown of what children need further support with.

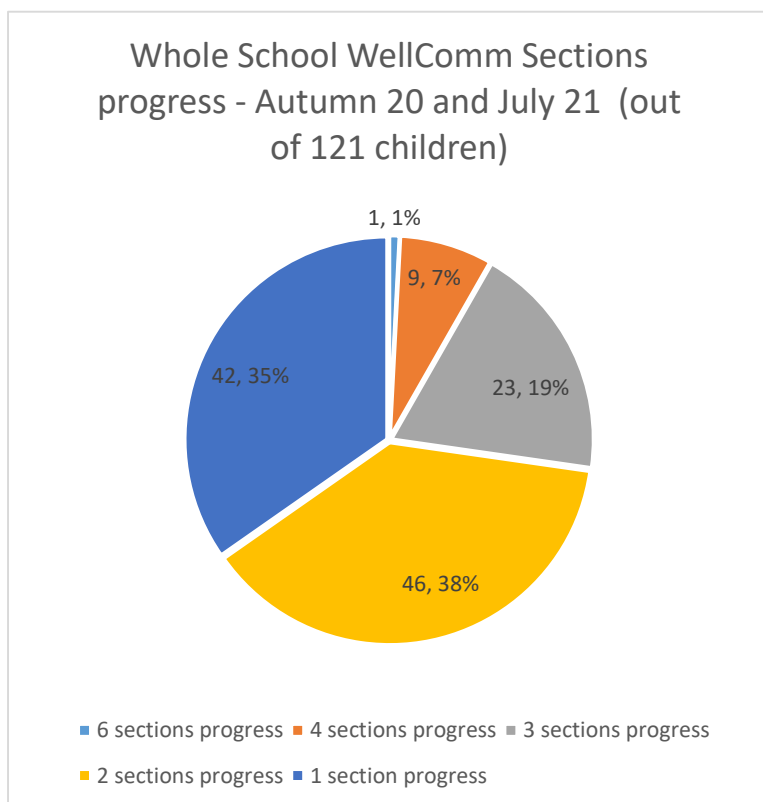
WellComm Messages

Summer 21 – 127 children



- 16% fewer children are working at 3 or more sections below
- 11% fewer children are working 2 sections below
- 5% more children are working 1 section below
- 26% more children are on track

Sections Progress



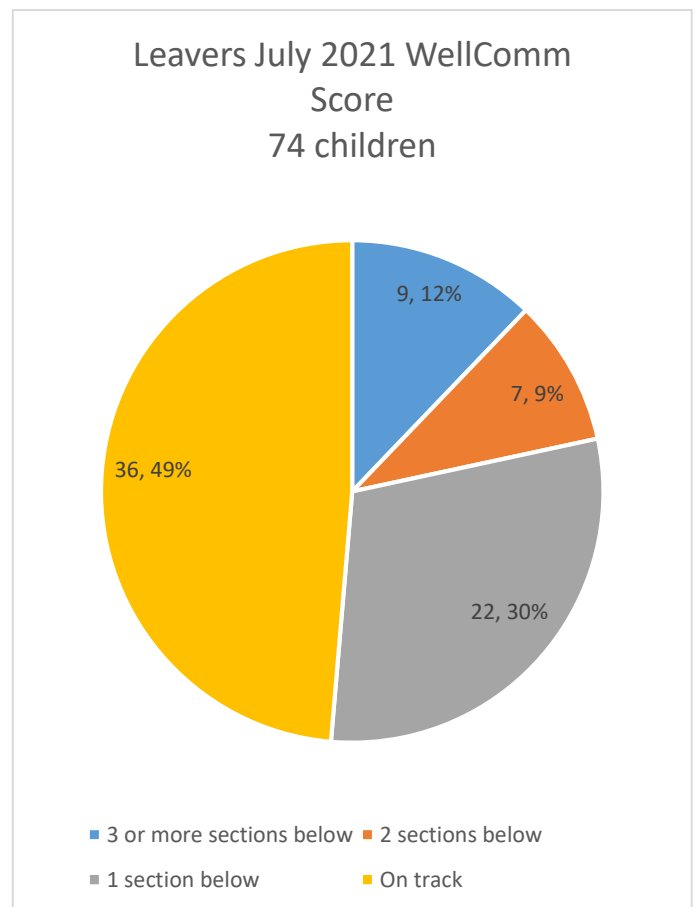
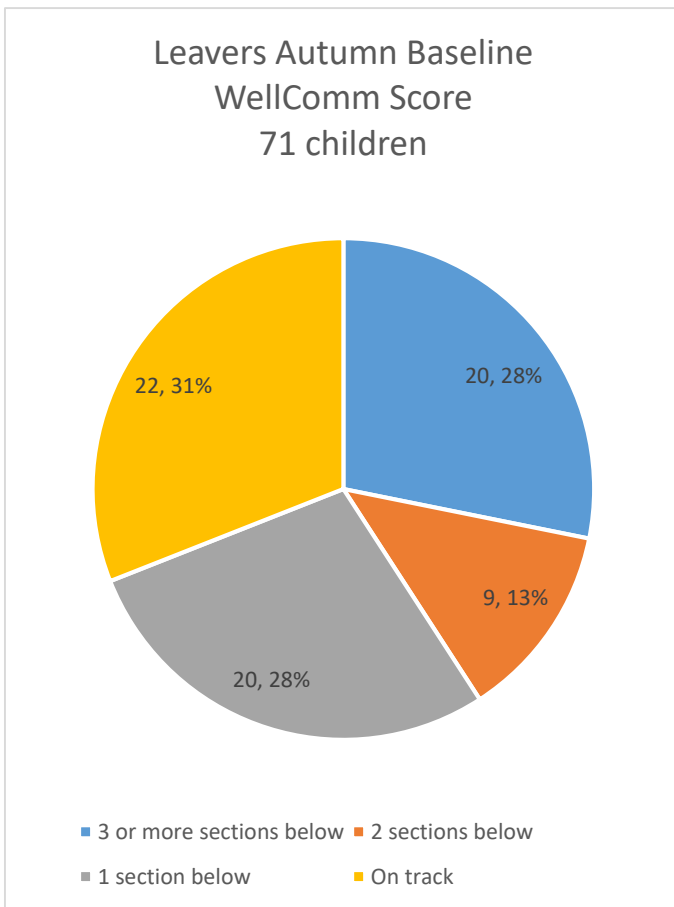
If children score a green in their first WellComm screening (meaning they are on track), it is likely that they will only need to make 1 section progress to remain on track for their age at the end of the year.

- 65% have made 2 or more sections progress
- 35% have made 1 section progress

This means that:

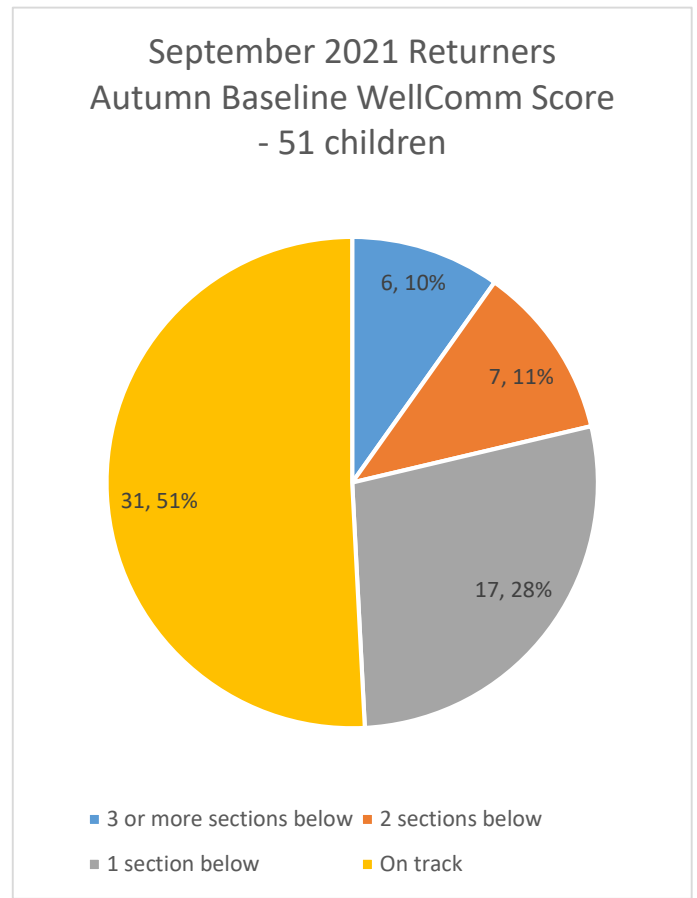
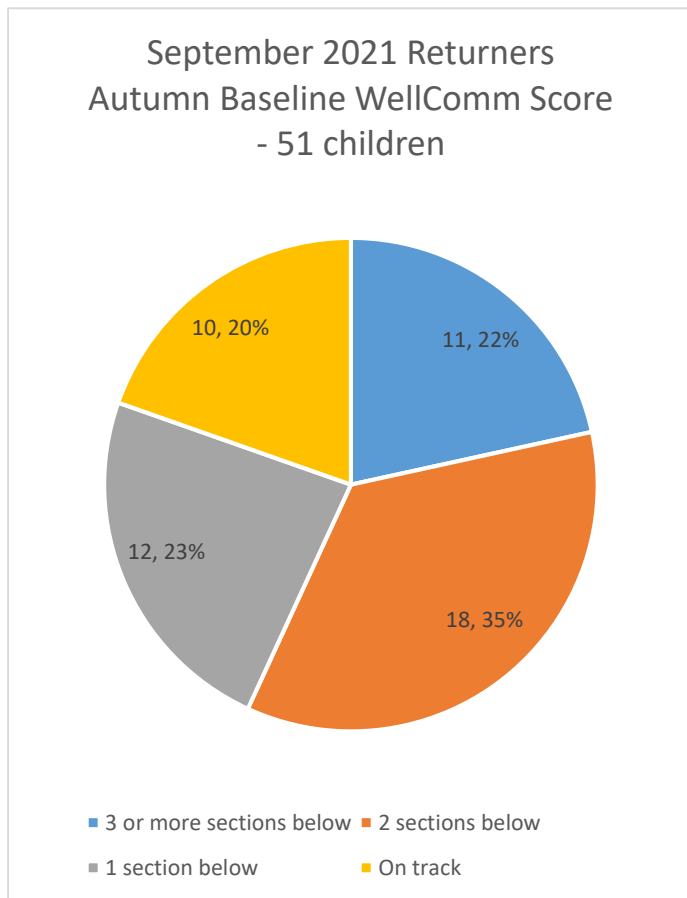
- All children have made at least 1 section progress.
- The large majority of children have made at least 2 steps progress.

Leavers Autumn Baseline and Summer WellComm Comparisons



- 16% fewer children are working 3 or more sections below
- 4% fewer children are working 2 sections below
- 2% more children are working 1 section below
- 18% more children are on track

September 2021 Returners First Screening and Summer WellComm Comparisons



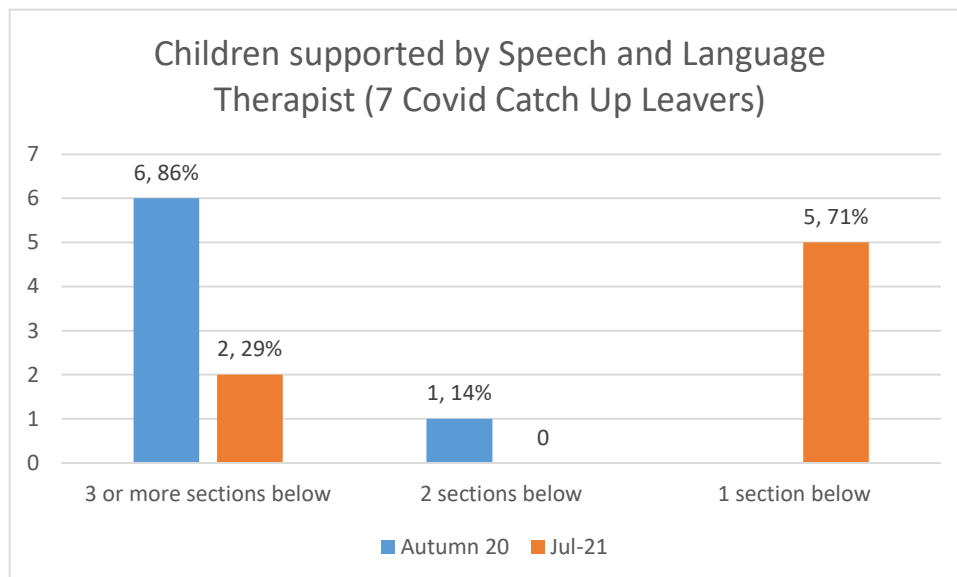
- 12% fewer children are working 3 or more sections below
- 24% fewer children are working 2 sections below
- 5% more children are working 1 section below
- 31% more children are on track

Targeted Speech and Language Interventions

- In the Summer term, all children working 1 or more sections below continued to receive daily WellComm Speech and Language interventions with members of staff.
- Children were grouped by what section they were working at and worked in small intervention groups.
- Areas that children needed additional support in were also planned into skills activities and child initiated learning.
- This has had a positive impact with children's progress in WellComm as identified above.

Speech and Language Therapy Intervention

- After lockdown, an additional 7 school leavers were identified as needing additional support alongside the daily speech and language interventions they were already receiving. These children had access to weekly Speech and Language sessions by a Speech and Language therapist.



- 57% (4) fewer children are working 3 or more sections below
- 14% (1) more children are working 2 sections below
- 71% (5) more children are working 1 section below