

## Summer 2021 – Children who will leave to go to Reception Class

- There are 80 children who will leave (Leavers) to go to Reception Class in September 2021.  
Out of these 80 children:
- There are 51 (64%) children entitled to Early Years Pupil Premium
- There are 45 (56%) boys and 35 (44%) girls
- During the second lockdown, 39 leavers attended throughout and 37 leavers didn't attend throughout.

## Summer 2021 Messages

### July 2021 Leavers

- Attainment On average, the large majority of children are working at age expected levels.
- On average, the large majority of children are working at 40-60 months in the prime areas.
- On average, the majority of children are working at 40-60 months in the specific areas.
- Most children are working at age expected levels in: Listening and Attention, Health and Self-Care.
- Prime areas to focus: Self Confidence and Self Awareness, Speaking and Making Relationships
- Specific areas to focus: Number, Shape, Space and Measure, People and Communities, The World.

### Boys and Girls Leavers

- There are more boys than girls.
- Attainment On average, the large majority of boys and girls are working at age expected levels, but boys are achieving marginally less well overall.
- Most boys are working at age expected levels in: Understanding, Health and Self-Care, Writing.
- Most girls are working at age expected levels in: Managing Feelings and Behaviour, Listening and Attention, Moving and Handling, Health and Self-Care, Exploring and Using Media and Material, Being Imaginative.
- Prime area for boys to focus: Managing Feelings and Behaviour, Speaking.
- Specific areas for boys to focus: Shape, Space and Measure, People and Communities, The World, Being Imaginative.

## **EYPP Leavers**

- Attainment The large majority of EYPP children are working at age expected levels. Overall, EYPP children are achieving less well.
- Prime areas to focus: Making Relationships, Managing Feelings and Behaviour, Listening and Attention, Understanding, Moving and Handling.
- Specific areas to focus: Reading, Writing, Number, Shape, Space and Measure, Exploring and Using Media and Materials, Being Imaginative.

## **Leavers who attended during lockdown and Leavers who didn't attend**

- Attainment Most leavers who attended during lockdown are working at age expected levels compared with the large majority of leavers who didn't attend during lockdown.
- On average, children who attended during lockdown were more than double the amount on track on entry than those who didn't attend during lockdown.
- The majority of children are working at age expected levels in: Moving and Handling, Health and Self-Care, Writing, Technology, Exploring and Using Media and Materials, Being Imaginative.
- Prime areas to focus on: Making Relationships, Managing Feelings and Behaviour, Listening and Attention, Understanding, Speaking.
- Specific areas to focus on: Reading, Number, Shape, Space and Measure, People and Communities, The World.

## Key messages:

For each group of children, I have looked at where we had assessed them in comparison with their age. Where their assessment falls within the age band for their age I have called this 'on track'.

As many of our children come in to nursery way below their age band we aim to narrow the gap as much as possible so I have also looked at how many steps progress the children have made within the year. I can only look at the steps progress from the Baseline to Spring assessment so the number of children may change and where this is the case I have stated it. I have then looked at the breakdown of steps moved and analysed where children have not made as many steps progress as we had said they should.

Ofsted state that children should be working within the 30 – 50 month age band when they start Nursery. We call this 'on track'. The majority of our children are not on track when they start nursery. However, if children came on 'on track' and were 'on track' to start reception (at 40 to 60+) they would have made at least three steps progress.

Children entering nursery in an age band way below their actual age – 16 to 26 months or less – would need to make between 7 and 13 steps to be on track to start reception class. This is a lot of progress for children to make in one year.

If children start nursery on track, to then enter Reception class on track they need to make at least 3 steps progress. Therefore, throughout their year with us, we expect **most** (80-96%) children to make at least 3 steps progress, however, we have high expectations of our children and want them to make more than three steps progress in a year.

The assessments are spilt into two groups:

*Prime Areas – the three areas particularly crucial for igniting children's curiosity and enthusiasm for learning, and for building their capacity to learn, form relationships and thrive.*

*Specific areas – through which the prime areas are strengthened and applied.*

Children cannot develop well in the specific areas until they have developed in the Prime Areas.

We therefore focus primarily on the Prime Areas to give our children the best chance for the future.

## **Summer 2021 Steps Progress Messages**

### **July 21 Leavers**

- On average, the large majority of children have made at least 5 steps progress since their Autumn baseline.
- The minority of children have made at least 5 steps progress in Speaking and Moving and Handling.
- On average, most children have made at least 4 steps progress in the prime areas.
- On average, the large majority of children have made at least 4 steps progress in the specific areas. However, most children have made at least 4 steps progress in: Reading, Number, People and Communities.
- Most children have made at least 3 steps progress in all areas.
- Almost all children have made at least 3 steps progress in: Managing Feelings and Behaviour, Listening and Attention, Understanding, Health and Self-Care.

### **Boys and Girls Leavers**

- Even though boys have achieved marginally less well in their attainment, they have made more steps progress than girls overall.
- On average, the large majority of boys have made at least 5 steps progress in the prime areas since their Autumn baseline. This is compared to the majority of girls.
- On average, the large majority of boys have made at least 5 steps progress in the specific areas since their Autumn baseline. This is compared to the majority of girls.
- On average, most boys have made at least 4 steps progress in the prime areas.
- Most boys have made at least 4 steps progress in: Reading, Number, People and Communities and The World.
- Most boys have made at least 3 steps progress. All boys have made at least 3 steps progress in Managing Feelings and Behaviour, Listening and Attention and Understanding.

### **EYPP Leavers**

- On average, the majority of EYPP Leavers have made at least 5 steps progress.
- Most EYPP leavers have made at least 5 steps progress in Speaking.
- On average, most EYPP Leavers have made at least 4 steps progress in the Prime Areas.

- The large majority of EYPP Leavers have made at least 4 steps progress in the Specific Areas. Most have made at least 4 steps progress in Reading.
- Most EYPP Leavers have made at least 3 steps progress.
- Almost all EYPP Leavers have made at least 3 steps progress in: Self-Confidence and Self-Awareness, Managing Feelings and Behaviour, Listening and Attention, Understanding.

### **Leavers who attended during lockdown and Leavers who didn't attend**

- On average, the amount of steps progress that children who attended during lockdown and children who didn't, is comparable overall.
- On average, the large majority of children who attended during lockdown made at least 5 steps progress in the prime areas, compared with the majority of children who didn't attend during lockdown.
- Most children who attended during lockdown made at least 4 steps progress.
- Most children who didn't attend during lockdown made at least 4 steps progress in the prime areas. The majority of children made at least 4 steps progress in the specific areas.
- Most leavers who did and didn't attend during lockdown made at least 3 steps progress.

Prime Areas								Specific Areas								
Personal, Social and Emotional Development			Communication and Language			Physical Development		Literacy		Mathematics		Understanding of the World			Expressive arts and design	
MH	SCSA	MFB	LA	U	S	MH	HSC	R	W	N	SSM	PC	TW	T	EUMM	BI
Making relationships	Self-confidence and self-awareness	Managing feelings and behaviour	Listening and attention	Understanding	Speaking	Moving and Handling	Health and Self-care	Reading	Writing	Number	Shape, Space and Measure	People and Communities	The World	Technology	Exploring using media and materials	Being Imaginative

## Leavers

Summer 2021

Out of Children	Personal, Social and Emotional Development			Communication and Language			Physical Development		Literacy		Mathematics		Understanding the World			Expressive arts and design	
	MR	SCSA	MFB	LA	U	S	MH	HSC	R	W	N	SSM	PC	TW	T	EUMM	BI
80 62																	
% and number of children on track	73%	76%	78%	80%	78%	69%	79%	86%	76%	79%	71%	74%	66%	66%	75%	79%	71%
	58	61	62	64	62	55	63	69	61	63	57	59	53	53	60	63	57
Ofsted descriptor	Large Majority	Large Majority	Large Majority	Most	Large Majority	Large Majority	Large Majority	Most	Large Majority	Large Majority	Large Majority	Large Majority	Large Majority	Large Majority	Large Majority	Large Majority	Large Majority
% and number of children at 40-60+	60%	65%	63%	65%	70%	55%	65%	88%	63%	70%	50%	55%	49%	43%	55%	56%	45%
	48	52	50	52	56	44	52	70	50	56	40	44	39	34	44	45	36
Ofsted descriptor	Majority	Large Majority	Majority	Large Majority	Large Majority	Majority	Large Majority	Most	Majority	Large Majority	Half	Majority	Minority	Minority	Majority	Majority	Minority
Steps out of 73 Children	Progress - Steps out of 73 children																
5+ steps progress since baseline	70%	51%	67%	63%	64%	41%	45%	62%	56%	55%	59%	60%	66%	51%	62%	53%	52%
	51	37	49	46	47	30	33	45	41	40	43	44	48	37	45	39	38
4+ steps progress since baseline	89%	73%	88%	90%	92%	79%	67%	85%	85%	75%	81%	77%	81%	79%	79%	78%	75%
	65	53	64	66	67	58	49	62	62	55	59	56	59	58	58	57	55
3+ steps progress since baseline	92%	93%	99%	99%	99%	92%	92%	97%	95%	95%	96%	95%	93%	95%	96%	92%	89%
	67	68	72	72	72	67	67	71	69	69	70	69	68	69	70	67	65

## Boys and Girls Leavers

Summer 2021

Boys Girls	45 35	Personal, Social and Emotional Development			Communication and Language			Physical Development		Literacy		Mathematics		Understanding the World			Expressive arts and design	
		MR	SCSA	MFB	LA	U	S	MH	HSC	R	W	N	SSM	PC	TW	T	EUMM	BI
% and number of children on track		73%	76%	76%	78%	80%	67%	78%	84%	76%	80%	71%	71%	60%	62%	73%	78%	64%
		33	34	34	35	36	30	35	38	34	36	32	32	27	28	33	35	29
Ofsted descriptor		Large Majority	Large Majority	Large Majority	Large Majority	Most	Large Majority	Large Majority	Most	Large Majority	Most	Large Majority	Large Majority	Large Majority	Large Majority	Large Majority	Large Majority	Large Majority
% and number of children on track		71%	77%	80%	80%	74%	71%	80%	89%	77%	77%	71%	77%	74%	71%	77%	80%	80%
		25	27	28	29	26	25	28	31	27	27	25	27	26	25	27	28	28
Ofsted descriptor		Large Majority	Large Majority	Most	Most	Large Majority	Large Majority	Most	Most	Large Majority	Large Majority	Large Majority	Large Majority	Majority	Majority	Large Majority	Most	Most
<b>Progress</b>																		
Steps out of Boys	43	74%	53%	74%	67%	67%	56%	44%	67%	56%	56%	65%	67%	65%	53%	60%	53%	49%
5+ steps progress		32	23	32	29	29	24	19	29	24	24	28	29	28	23	26	23	21
4+ steps progress since baseline		98%	79%	93%	95%	95%	81%	72%	88%	84%	79%	84%	79%	84%	84%	79%	77%	72%
		42	34	40	41	41	35	31	38	36	34	36	34	36	36	34	33	31
3+ steps progress since baseline		98%	98%	100%	100%	100%	88%	93%	98%	91%	88%	95%	93%	91%	91%	95%	91%	84%
		42	42	43	43	43	38	40	42	39	38	41	40	39	39	41	39	36
Steps out of Girls	30	63%	47%	57%	57%	60%	53%	47%	50%	57%	53%	50%	50%	67%	47%	63%	53%	57%
5+ steps progress		19	14	17	17	18	16	14	15	17	16	15	15	20	14	19	16	17
4+ steps progress since baseline		77%	63%	80%	83%	87%	77%	60%	80%	87%	70%	77%	73%	77%	73%	80%	80%	80%
		23	19	24	25	26	23	18	24	26	21	23	22	23	22	24	24	24
3+ steps progress since baseline		90%	87%	97%	97%	97%	97%	90%	97%	100%	97%	97%	97%	97%	100%	97%	93%	97%
		27	26	29	29	29	29	27	29	30	29	29	29	29	30	29	28	29



EYPP and Non EYPP Leavers

Summer 2021

EYPP Non EYPP	Personal, Social and Emotional Development			Communication and Language			Physical Development		Literacy		Mathematics		Understanding the World			Expressive arts and design		
	MR	SCSA	MFB	LA	U	S	MH	HSC	R	W	N	SSM	PC	TW	T	EUMM	BI	
<b>51</b>																		
<b>29</b>																		
% and number of children on track	69%	75%	73%	75%	73%	67%	71%	84%	67%	73%	65%	69%	65%	65%	73%	76%	69%	
	35	38	37	38	37	34	36	43	34	37	33	35	33	33	37	39	35	
Ofsted descriptor	Large Majority	Large Majority	Large Majority	Large Majority	Large Majority	Large Majority	Large Majority	Most	Large Majority	Large Majority	Large Majority	Large Majority	Large Majority	Large Majority	Large Majority	Large Majority	Large Majority	
% and number of children on track	79%	79%	86%	86%	86%	72%	93%	90%	93%	90%	83%	83%	69%	69%	79%	83%	76%	
	23	23	25	25	25	21	27	26	27	26	24	24	20	20	23	24	22	
Ofsted descriptor	Large Majority	Large Majority	Most	Most	Most	Large Majority	Most	Most	Most	Most	Most	Most	Large Majority	Large Majority	Large Majority	Most	Large Majority	
<b>Progress</b>																		
Steps out of EYPP	46	67%	65%	65%	61%	63%	85%	39%	61%	52%	52%	57%	57%	63%	46%	63%	46%	48%
5+ steps progress		31	30	30	28	29	39	18	28	24	24	26	26	29	21	29	21	22
4+ steps progress since baseline		87%	85%	85%	91%	91%	85%	61%	85%	83%	76%	78%	70%	76%	78%	80%	74%	74%
		40	39	39	42	42	39	28	39	38	35	36	32	35	36	37	34	34
3+ steps progress since baseline		91%	98%	98%	98%	98%	93%	89%	96%	93%	89%	98%	91%	89%	93%	96%	91%	87%
		42	45	45	45	45	43	41	44	43	41	45	42	41	43	44	42	40
Steps out of Non EYPP	27	74%	59%	70%	67%	67%	52%	56%	59%	63%	59%	63%	67%	70%	59%	59%	67%	59%
5+ steps progress		20	16	19	18	18	14	15	16	17	16	17	18	19	16	16	18	16
4+ steps progress since baseline		81%	81%	93%	89%	93%	70%	78%	85%	89%	85%	85%	89%	89%	81%	78%	74%	67%
		22	22	25	24	25	19	21	23	24	23	23	24	24	22	21	20	18
3+ steps progress since baseline		100%	96%	100%	100%	100%	89%	96%	100%	96%	96%	93%	100%	96%	96%	96%	93%	93%
		27	26	27	27	27	24	26	27	26	26	25	27	26	26	26	25	25

Leavers who did and didn't attend during lockdown

Summer 2021

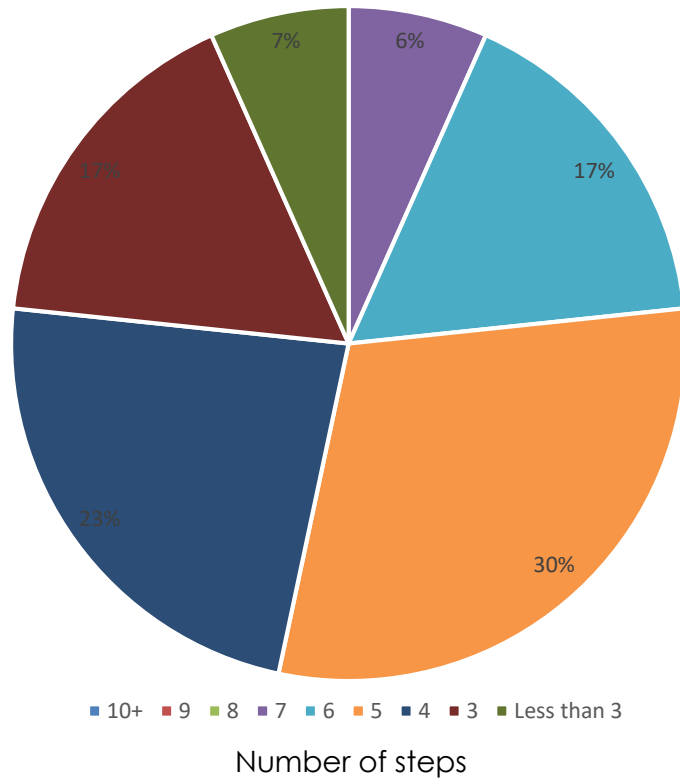
Did attend <b>39</b> Didn't attend <b>37</b>	Personal, Social and Emotional Development			Communication and Language			Physical Development		Literacy		Mathematics		Understanding the World			Expressive arts and design	
	MR	SCSA	MFB	LA	U	S	MH	HSC	R	W	N	SSM	PC	TW	T	EUMM	BI
% and number of children who did attend on track	82%	85%	85%	87%	90%	82%	87%	87%	90%	87%	82%	82%	79%	85%	87%	87%	85%
	32	33	33	34	35	32	34	34	35	34	32	32	31	33	34	34	33
Ofsted descriptor	Most	Most	Most	Most	Most	Most	Most	Most	Most	Most	Most	Most	Most	Most	Most	Most	Most
% and number of children who didn't attend on track	65%	70%	70%	70%	68%	57%	68%	86%	65%	73%	62%	68%	54%	49%	65%	73%	59%
	24	26	26	26	25	21	25	32	24	27	23	25	20	18	24	27	22
Ofsted descriptor	Large Majority	Large Majority	Large Majority	Large Majority	Large Majority	Majority	Large Majority	Most	Large Majority	Large Majority	Large Majority	Large Majority	Majority	Minority	Large Majority	Large Majority	Large Majority
Autumn Baseline																	
% and number of children who did attend on track on entry	21%	29%	16%	18%	26%	29%	24%	32%	21%	29%	18%	13%	18%	13%	11%	21%	21%
	8	11	6	7	10	11	9	12	8	11	7	5	7	5	4	8	8
% and number of children who didn't attend on track on entry	8%	19%	8%	8%	11%	11%	17%	22%	11%	17%	8%	6%	8%	6%	8%	11%	11%
	3	7	3	3	4	4	6	8	4	6	3	2	3	2	3	4	4
Progress																	
Steps out of did attend <b>38</b>	74%	66%	71%	71%	74%	61%	45%	63%	58%	55%	61%	63%	76%	63%	66%	63%	58%
5+ steps progress	28	25	27	27	28	23	17	24	22	21	23	24	29	24	25	24	22

4+ steps progress since baseline	92%	82%	92%	92%	92%	79%	71%	84%	87%	84%	87%	82%	84%	89%	87%	84%	87%
	35	31	35	35	35	30	27	32	33	32	33	31	32	34	33	32	33
3+ steps progress since baseline	97%	97%	100%	100%	100%	92%	89%	95%	95%	95%	95%	95%	97%	97%	97%	95%	95%
	37	37	38	38	38	35	34	36	36	36	36	36	37	37	37	36	36
Steps out of didn't attend <b>35</b>	66%	34%	63%	54%	54%	80%	46%	57%	54%	54%	57%	57%	54%	69%	71%	69%	63%
5+ steps progress	23	12	22	19	19	28	16	20	19	19	20	20	19	24	25	24	22
4+ steps progress since baseline	86%	63%	83%	89%	91%	80%	63%	86%	83%	74%	74%	71%	77%	69%	71%	71%	69%
	30	22	29	31	32	28	22	30	29	26	26	25	27	24	25	25	24
3+ steps progress since baseline	91%	89%	97%	97%	97%	91%	94%	100%	94%	89%	97%	94%	89%	91%	94%	89%	83%
	32	31	34	34	34	32	33	35	33	31	34	33	31	32	33	31	29

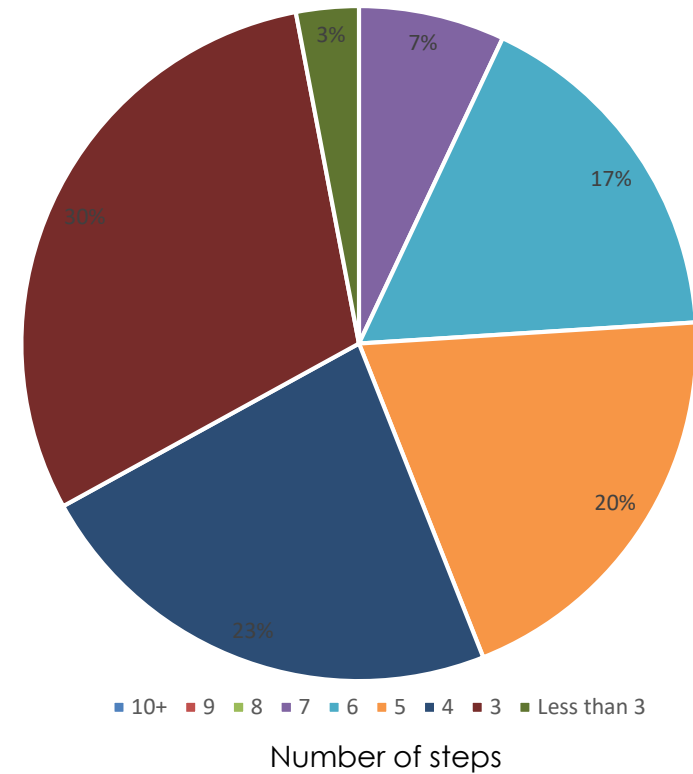
## Steps Progress in more detail

For each group of children, I have broken down the steps they have made even further. I have created an average number for the prime areas and an average number for the specific areas by counting the amount of children who have made 1, 2, 3, 4, 5, 6, 7, 8, 9 and 10+ steps progress since their baseline in Autumn 2020.

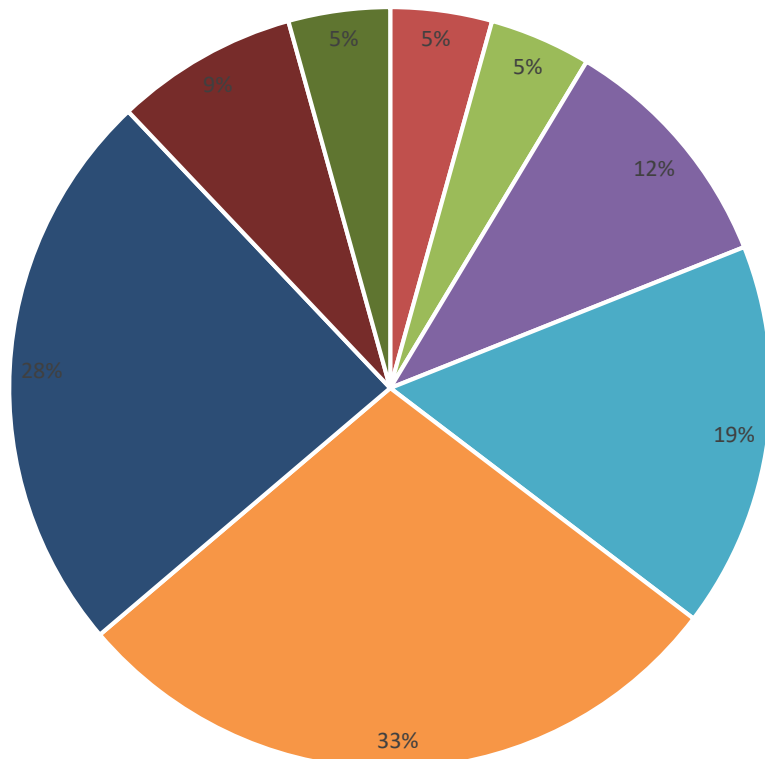
Girls steps progress since baseline in the Prime Areas (steps out of 30 children)



Girls steps progress since baseline in the Specific Areas (steps out of 30 children)



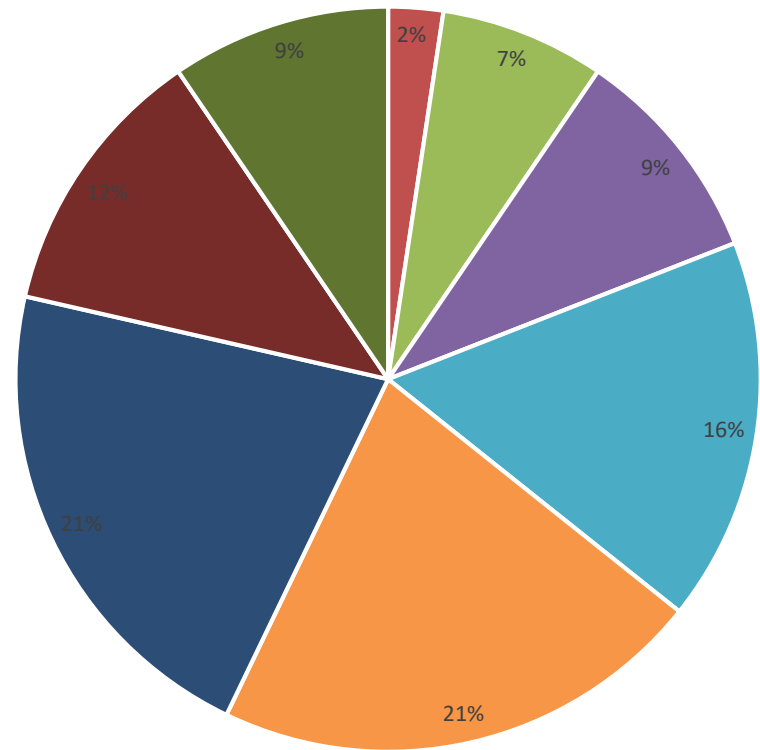
Boys steps progress since baseline in the Prime Areas (steps out of 43 children)



■ 10+ ■ 9 ■ 8 ■ 7 ■ 6 ■ 5 ■ 4 ■ 3 ■ Less than 3

Number of steps

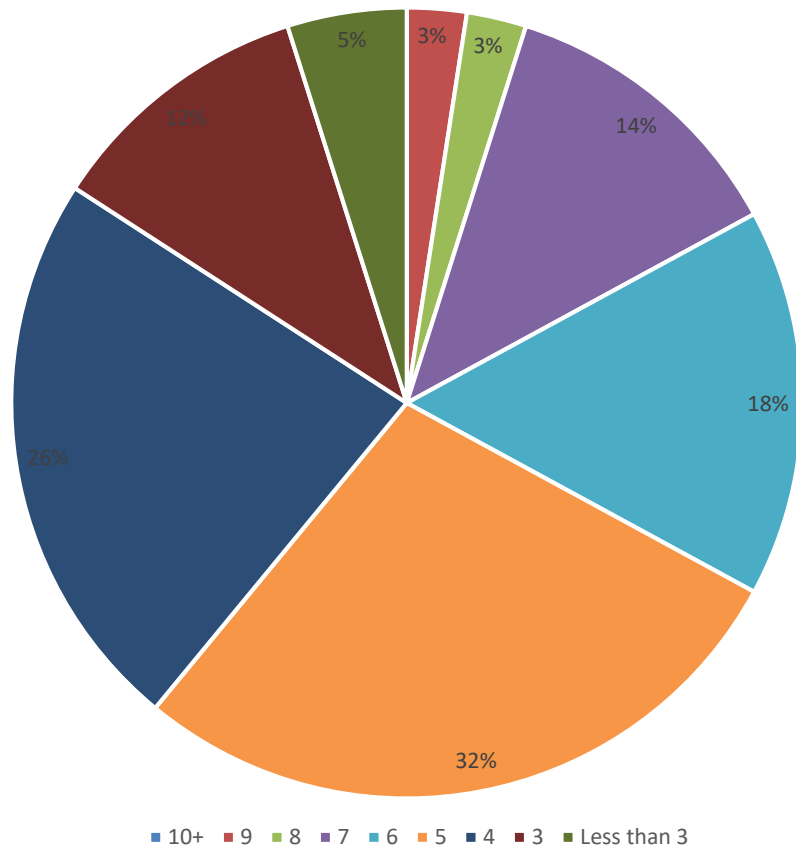
Boys steps progress since baseline in the Specific Areas (steps out of 43 children)



■ 10+ ■ 9 ■ 8 ■ 7 ■ 6 ■ 5 ■ 4 ■ 3 ■ Less than 3

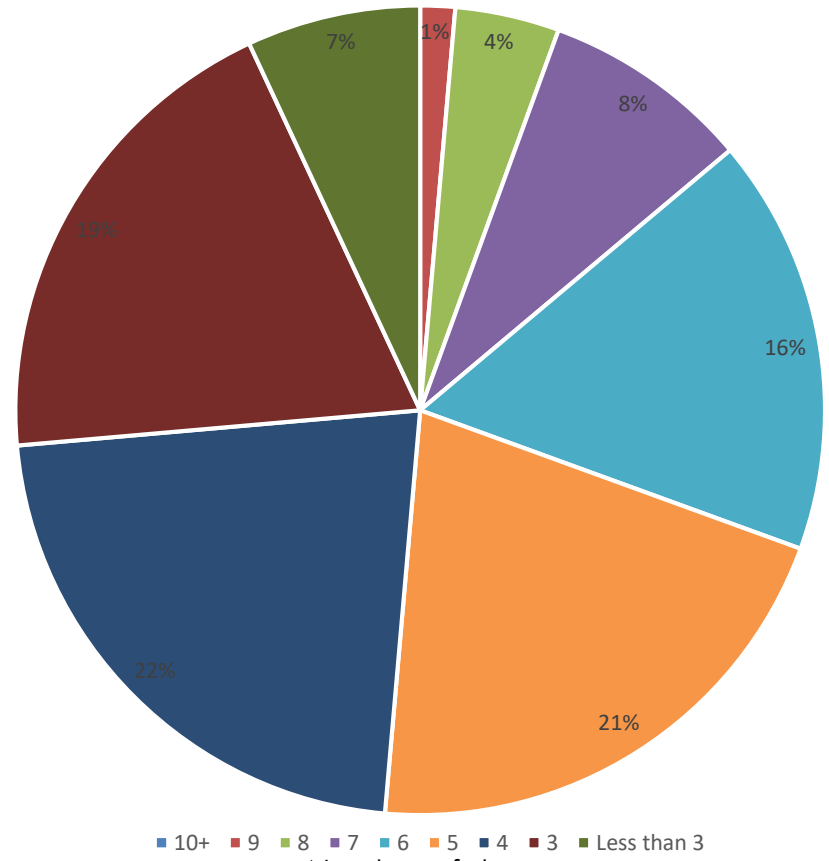
Number of steps

Leavers steps progress since baseline in the Prime Areas (steps out of 73 children)



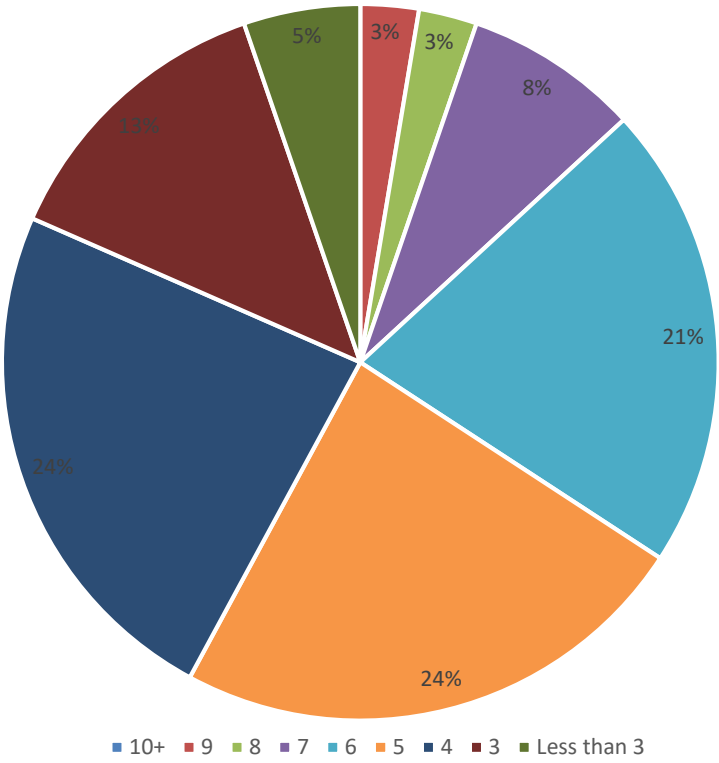
Number of steps

Leavers steps progress since baseline in the Specific Areas (steps out of 73 children)



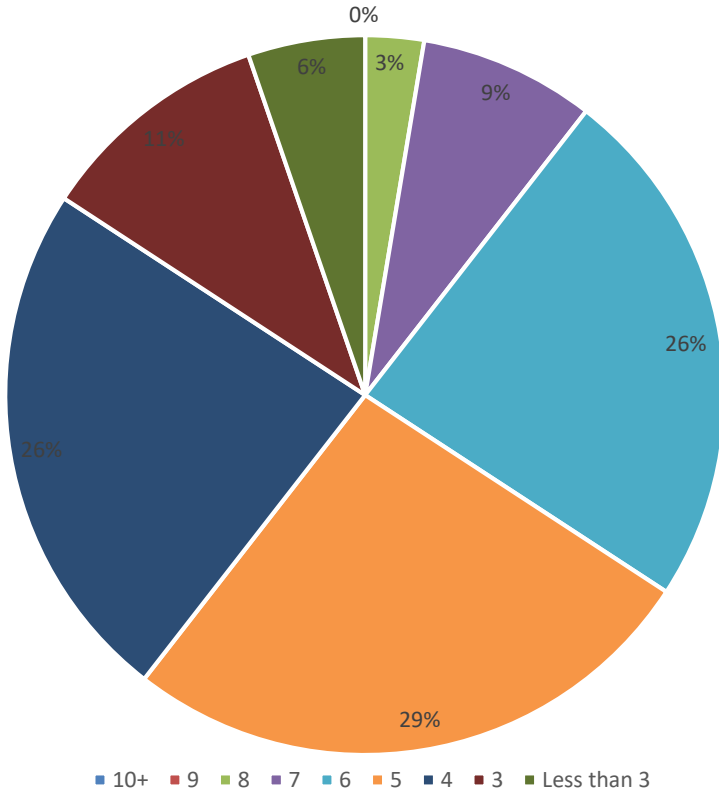
Number of steps

Leavers who did attend during lockdown steps progress in the Prime Areas (steps out of 38 children)



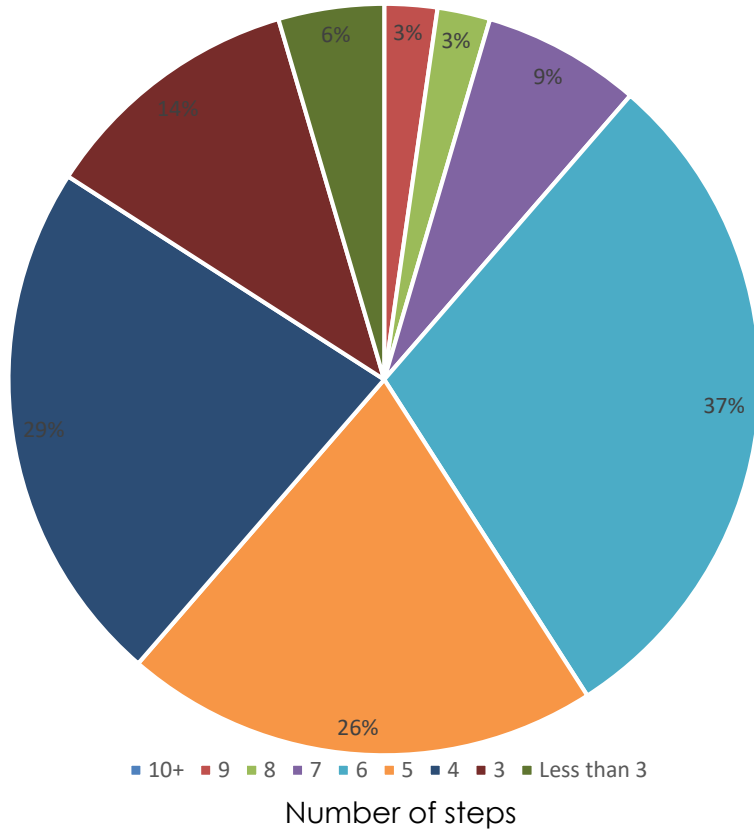
Number of steps

Leavers who did attend during lockdown steps progress in the Specific Areas (steps out of 38 children)



Number of steps

Leavers who did not attend during lockdown steps progress in the Prime Areas (steps out of 35 children)



Leavers who did not attend during lockdown steps progress in the Prime Areas (steps out of 35 children)

