




Ideas for Using Playdough



Benefits of Playdough




Playdough is fun to make with your children and will mean you never have to buy it again! Also, it has lots of benefits for early writing skills. Kneading and moulding the dough helps gross motor skills. Using things such as pipe cleaners and beads to decorate creations, helps develop fine motor skills. These skills are important and help children hold a pen or pencil when they are ready to write.

Children make playdough in the Nursery by themselves. All they need help with is the cooking part. They follow the recipe by counting the amount of cups or spoons they need for each ingredient.

You can change the playdough each time by using different colours, glitter, or by adding a spice such as cinnamon. Keeping it in a bag or container stops it from drying out.

Here are a few ideas of things you can make with playdough. We would love to see the creations you make at home by uploading some photos on Tapestry.

Things you can use



Anything from beads to pasta works in creating lovely things. There is no need to buy new things.

Glitter



By adding glitter, it makes playdough extra special and even more exciting, especially around Christmas time. But we love glitter all times of the year. You can add it before cooking.

Scissors and Knives



Using scissors to cut wiggly worms or sausages, helps develop children's cutting skills. It is a lot easier to cut than paper.

Using butter knives to cut playdough will help children to apply the pressure they need to cut their food.

Monsters



You can use pipe cleaners, straws and goggle eyes to make monsters.

Insects



You can also use piper cleaners and goggle eyes to make creepy crawleys.


Making Cakes



Children love making cakes with playdough. You can use old cupcake tins, cupcake cases and candles. If you don't have candles, penne pasta or even

spaghetti works just as well. Use things you already have.

Making Structures



You can make 3D structures using balls of playdough with spaghetti or tooth picks. This is great for talking about 3D shapes.



You can make lots of wonderful things with playdough. Let us know the ideas you come up with!